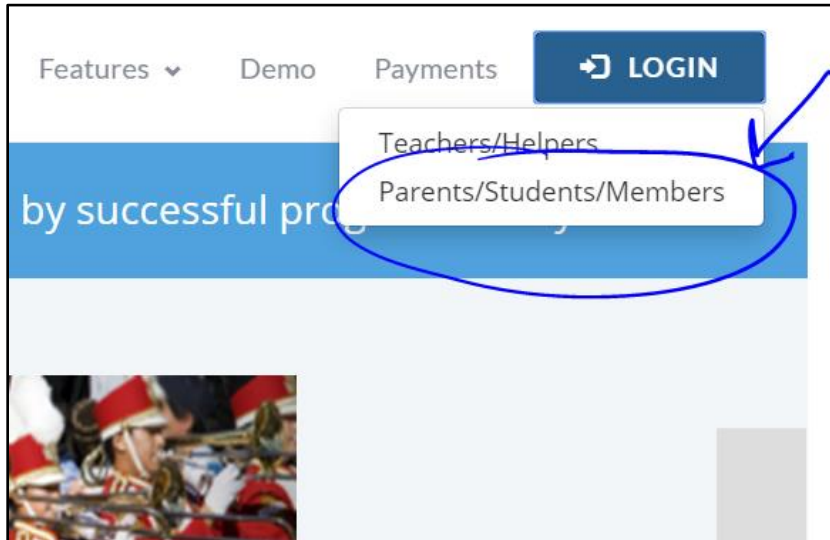


Charms Login and Instrument Usage Fee Online Payment Instructions

Hover mouse over the “Login” and click on “Parent/Students/Members”



Enter “taysorchestra” as your school code.
(Insert your school code)

✓ BY USING THIS PRODUCT YOU AGREE THAT YOUR USE OF OUR W

Student Area Password: (Case Sensitive!)

Enter

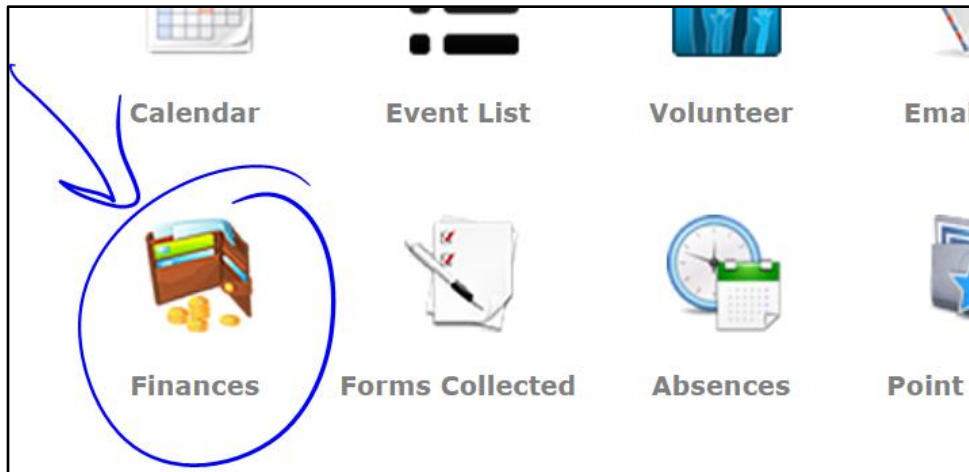
Show Hint

If this is the first time you have logged in to Charms, your password is your ID number.

Enter student area password. First time login will be your Katy ISD issued student ID. Please try using a capital letter first. If that does not work, use a lower case letter and if that does not work email Mrs. Porter. If you successfully login you will be prompted to create a new password from there.

PLEASE CREATE A HINT TO HELP YOU FOR FUTURE LOGINS.

When successfully logged in, click on the “Finances” icon to access your balance and payment for the instrument usage fee.



Your “Fixed Payments Due” will reflect the amount you owe for the Instrument Usage Fee. Make sure you toggle “RevTrak” before proceeding to “Pay Fixed Payments.”

Student Financial Statement

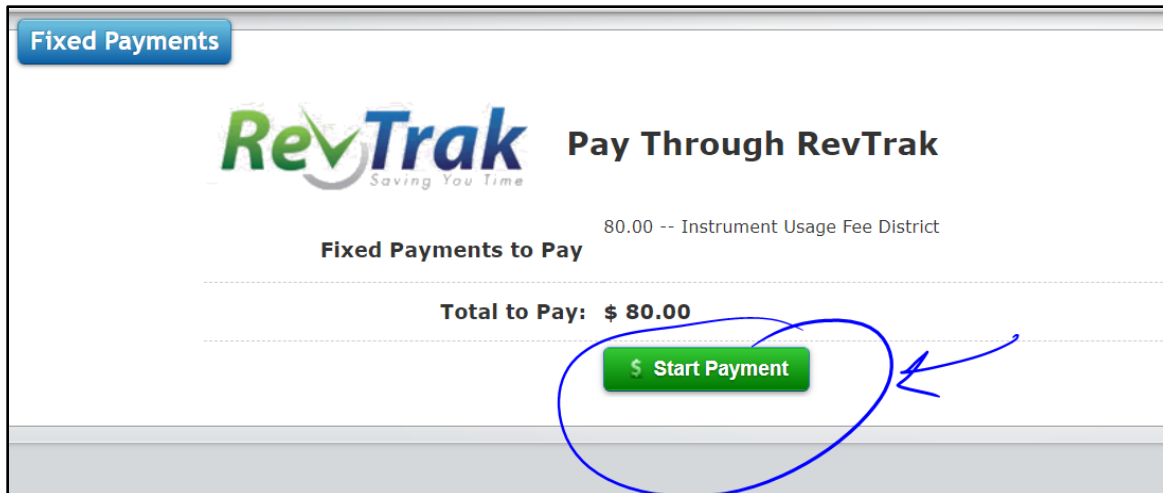
Trip Ledger Balance Credit	0.00
Fixed Payments Due	80.00
Fundraising Balance Credit	0.00
Miscellaneous Balance Credit	0.00
TOTAL BALANCE DUE	\$ 80.00

There are no scheduled trips for this student

Student Fixed Payment Detail [Pay Fixed Payments](#)

Paid Date	Item	Amt.	Paid By	Dep. Num
not paid	Instrument Usage Fee District (1)	80.00	<input type="checkbox"/> Revtrak	
Total Fixed Payments Due		\$80.00		
Total Fixed Payments Paid		\$0.00		
Total Unpaid Fixed Payments		\$80.00		

Click on "Start Payment"




The screenshot shows a web interface for RevTrak. At the top left, there is a blue button labeled "Fixed Payments". Below it is the RevTrak logo with the tagline "Saving You Time". To the right of the logo, the text "Pay Through RevTrak" is displayed. Underneath, a payment item is listed: "80.00 -- Instrument Usage Fee District". Below this, the text "Fixed Payments to Pay" is shown. A horizontal dashed line separates this from the total amount: "Total to Pay: \$ 80.00". Below the total, there is a green button with a white dollar sign icon and the text "Start Payment". This button is circled in blue, and a blue arrow points to it from the right side of the image.

You will be directed to the Katy ISD Web Store (katyisd.revtrak.net/checkout#/step/login) where you can login or create an account. This is the same site used for other district/campus online payments such as lunch, supplies, etc. Once logged into RevTrak, you will be able

to complete your online payments by following the prompts to pay by echeck (bank account) or credit card.

CHECKOUT

Log in to the Web Store

Email 

Password

[Forgot password?](#)

[LOG IN](#)

[CREATE NEW ACCOUNT](#)